

C L A R I T Y™



*The Perfect Combination  
of Strength and Beauty.*

**3M** Unitek  
[www.3MUnitek.com](http://www.3MUnitek.com)

Metal-Reinforced Ceramic Brackets

## Clarity™ Metal-Reinforced Ceramic Brackets.

Clarity™ Metal-Reinforced Ceramic brackets from 3M Unitek offer the aesthetic look your patients want with the functionality you prefer.

In fact, the outstanding combination of easy debonding, sliding mechanics equal to metal brackets, strength and aesthetics make Clarity ceramic brackets the clearly superior choice you'll want to put into practice.



## Metal-like bonding and debonding.

You can bond Clarity brackets just like you would any bracket. Use light cure or chemical cure adhesive bonding, or choose precoated brackets with APC™ Adhesive for optimal convenience and secure, reliable bonding from start to finish.



*The unique debonding slot concentrates stress at the base of the bracket, causing it to collapse under gentle pressure.*

Count on Clarity brackets to debond like metal, too.

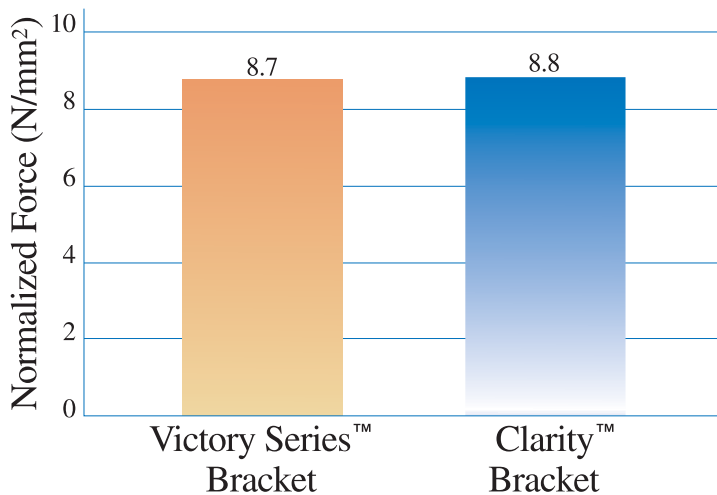
The keys are the patented debonding slot and “stress concentrator” located on the base of the bracket. The debonding slot concentrates stress at this point causing the bracket to collapse under gentle pressure for consistent debonding.

And just like metal debonding, no special tools or procedures are required to remove the bracket from the tooth. With Clarity brackets, you'll debond with greater confidence, minimizing stress and maximizing treatment efficiency every step of the way.

## World-class sliding performance.

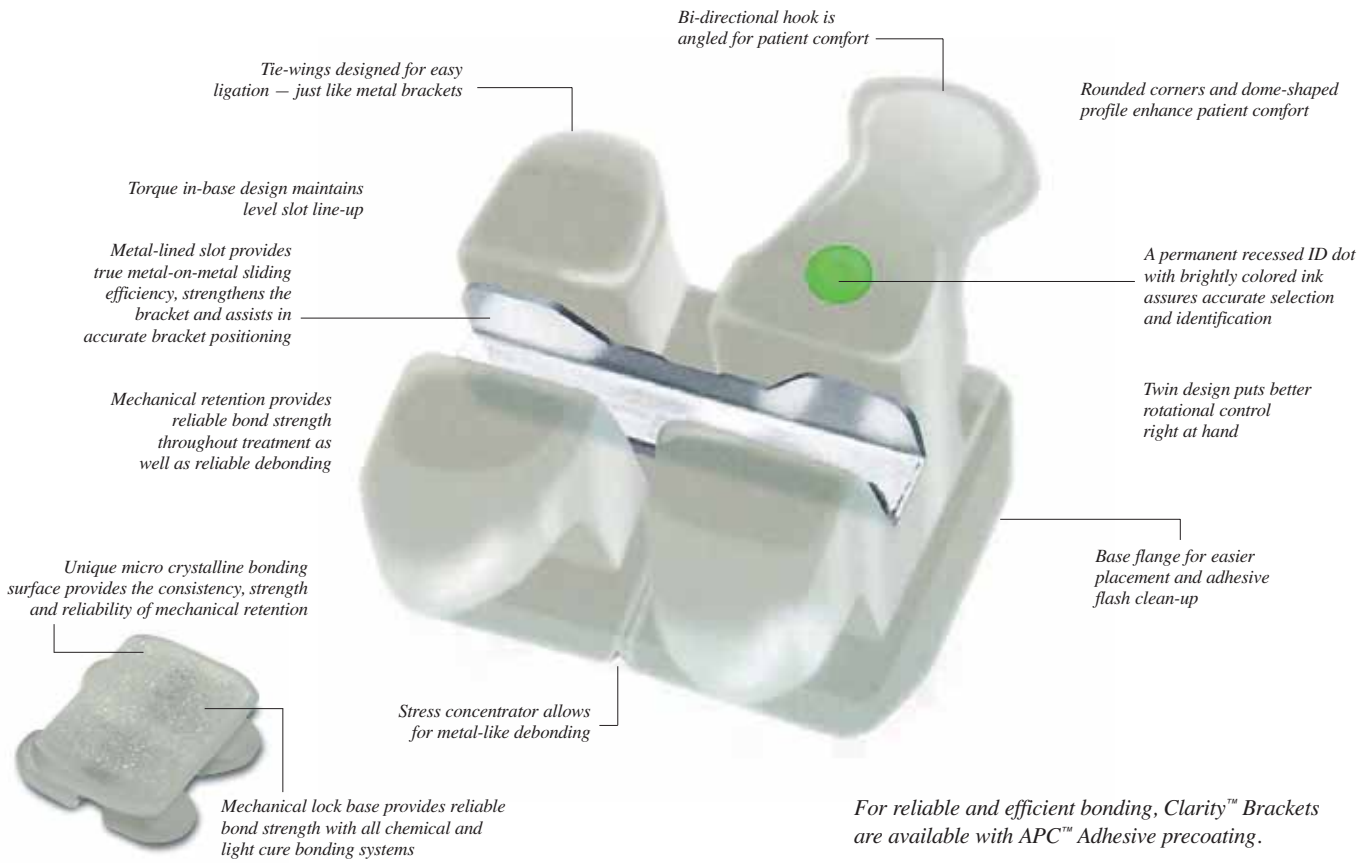
Clarity brackets feature a unique, patented metal-lined archwire slot that delivers sliding mechanics you just won't find in conventional ceramic brackets.

With Clarity brackets, there is no metal-to-ceramic friction, resulting in smooth tooth and bracket movement along the archwire.



*Force to debond a Victory Series™ metal mesh bracket and Clarity™ bracket by squeezing opposing tie-wings. Force is normalized to the bonding base area.*

*Reference: S.E. Bishara, et al. Evaluation of debonding characteristics of a new collapsible ceramic bracket, AJO/DO Vol 112, No.5, p.557.*

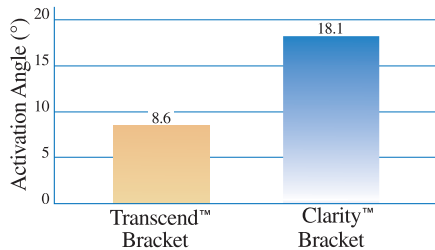


## Strong like steel.

With strength like steel, Clarity™ ceramic brackets are designed to resist fracturing even when subjected to intense torquing forces.

An innovative production process is used to pre-stress the brackets in much the same way that concrete is

pre-stressed to withstand the rigors of day-to-day use and abuse. The brazed metal-lined archwire slot gives Clarity brackets the “backbone” required to achieve higher torque strength. This unique configuration overcomes the forces applied by the archwire during adjustments and helps resist bracket fractures throughout the course of treatment.



Activation angle is the torque angle at bracket failure.  
 .022 slot upper bicuspid brackets 4mm interbracket distance .0215 x .028 Permachrome wire

## The beauty of Clarity brackets.

Clarity brackets give you and your patients a lot to smile about. A comfortable, sculptured design. An attractive, translucent appearance. And perhaps best of all, the self-confidence that comes from wearing brackets that look as good as they perform.

An unbeatable combination of strength and beauty, Clarity brackets will forever change your perspective on ceramic bracket performance.

Make the clear choice for you and your patients: Clarity metal-reinforced ceramic brackets from 3M Unitek.



# Clarity™ Metal-Reinforced Ceramic Brackets


## Debonding Reference Guide

### With the Unitek™ Debonding Instrument (REF #900-850)

- 1) Remove archwire.
- 2) Remove adhesive flash around base of bracket to be debonded. Note: Failure to remove flash around bracket base, especially on the mesial-distal sides, may result in incomplete debonding.
- 3) Position debonding instrument against the mesial-distal sides of the Clarity bracket as shown. Be sure that the ledges of the instrument are symmetrically positioned against the labial surfaces of the bracket. This is important to optimize contact area on the bracket. It may be helpful to turn the patient's head to get optimal positioning.
- 4) Gently squeeze bracket until the bracket collapses. Do not squeeze too hard, or else bracket may fracture prematurely. Gently rock the bracket in the mesial or distal direction to completely separate the bracket from the enamel.
- 5) After debonding each bracket, carefully wipe the contact surfaces of the instrument to remove tiny bits of adhesive or ceramic material.



Gingival View



Mesial/Distal View



Gingival View

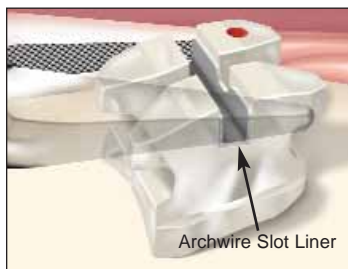
### With How or Weingart Instruments

Position the tips of either a How or Weingart hand instrument over the mesial/distal sides of the metal archwire slot.

Squeeze gently with the hand instrument until the bracket collapses.

Gently rock the bracket off the tooth in the opposite direction.

To facilitate proper bracket debonding, do not place the instrument tips below the bottom of the archwire slot liner.



Archwire Slot Liner



Archwire Slot Liner

#### Important:

- Adhesive flash should be removed prior to debonding to reduce the risk of bracket breakage during debonding.
- Clean plier jaws of any ceramic material after debonding each bracket to ensure even contact and force distribution during debonding.
- Warning: Debonding of Clarity ceramic brackets can be done using either a How or Weingart pliers, or the Unitek™ Debonding Instrument, part #900-850. No other existing ceramic bracket debonding instrument should be used to debond Clarity ceramic brackets since this might result in fractured tie-wings or tooth damage.



**3M Unitek**  
**Orthodontic Products**  
 2724 South Peck Road  
 Monrovia, CA 91016 USA  
[www.3MUnitek.com](http://www.3MUnitek.com)

In U.S. and Puerto Rico:  
 1-800-423-4588 • 626-574-4000  
 In Canada: 1-800-443-1661  
 Technical Helpline:  
 1-800-265-1943 • 626-574-4577  
 CE Hotline:  
 1-800-852-1990 x 4649 • 626-574-4649  
 Outside these areas, contact your local representative.

Refer your patients to our Clarity™ patient Website  
[www.3MUnitek.com/Clarity](http://www.3MUnitek.com/Clarity)